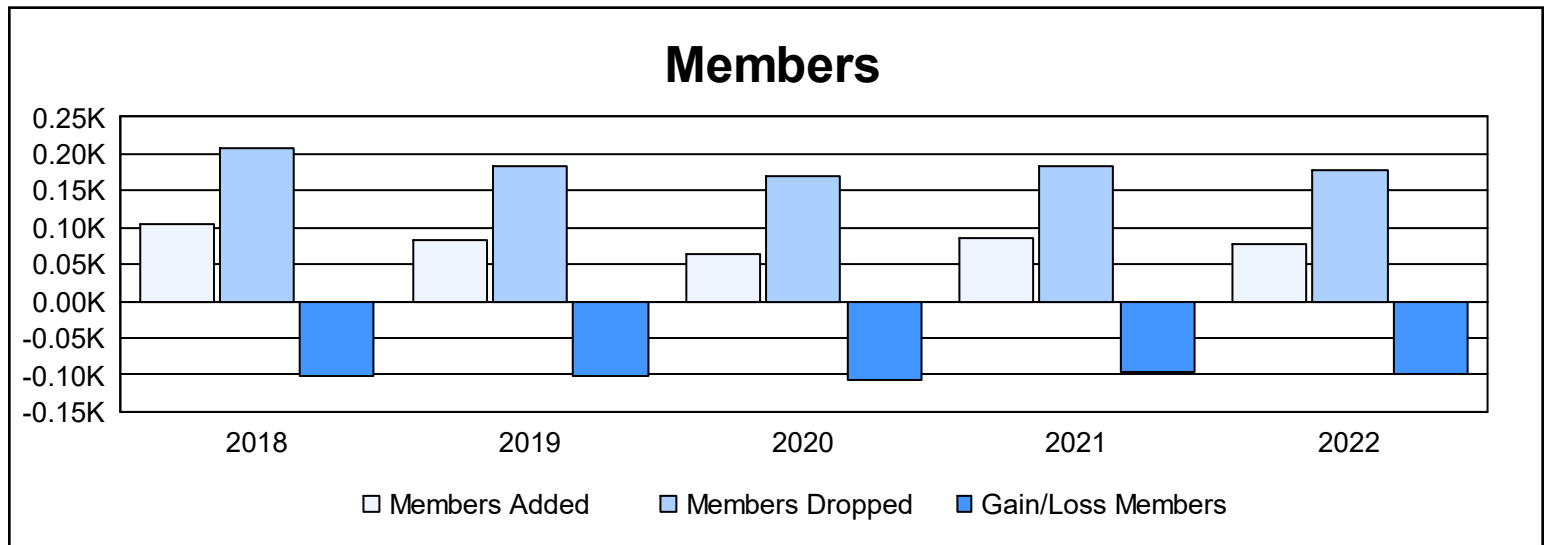
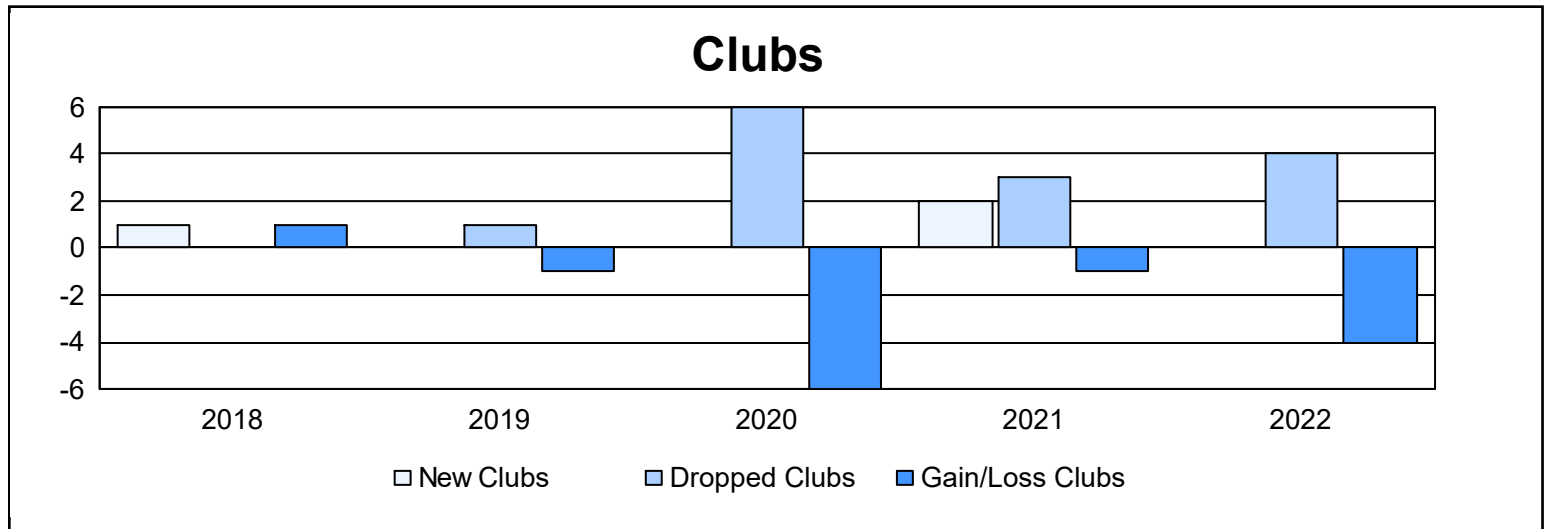
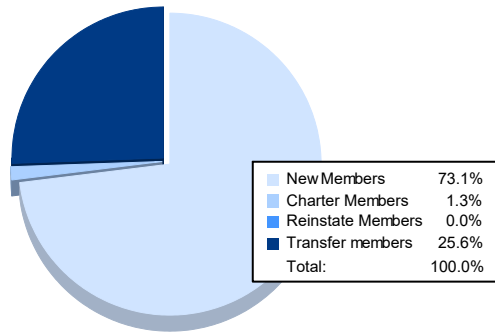


Year	New Clubs	Dropped Clubs	Gain/ Loss Clubs	New Members	Charter Members	Reinstate Members	Transfer Members	Total Member Added	Total Members Dropped	Gain/ Loss Members
2017-2018	1	0	1	65	23	1	17	106	208	-102
2018-2019	0	1	-1	72	0	4	6	82	184	-102
2019-2020	0	6	-6	47	1	1	14	63	169	-106
2020-2021	2	3	-1	40	43	2	2	87	184	-97
2021-2022	0	4	-4	57	1	0	20	78	177	-99
<b>Average</b>	<b>1</b>	<b>3</b>	<b>-2</b>	<b>56</b>	<b>14</b>	<b>2</b>	<b>12</b>	<b>83</b>	<b>184</b>	<b>-101</b>



### Membership Composition June 2022 Cumulative



### Gender Composition June 2022 Cumulative

